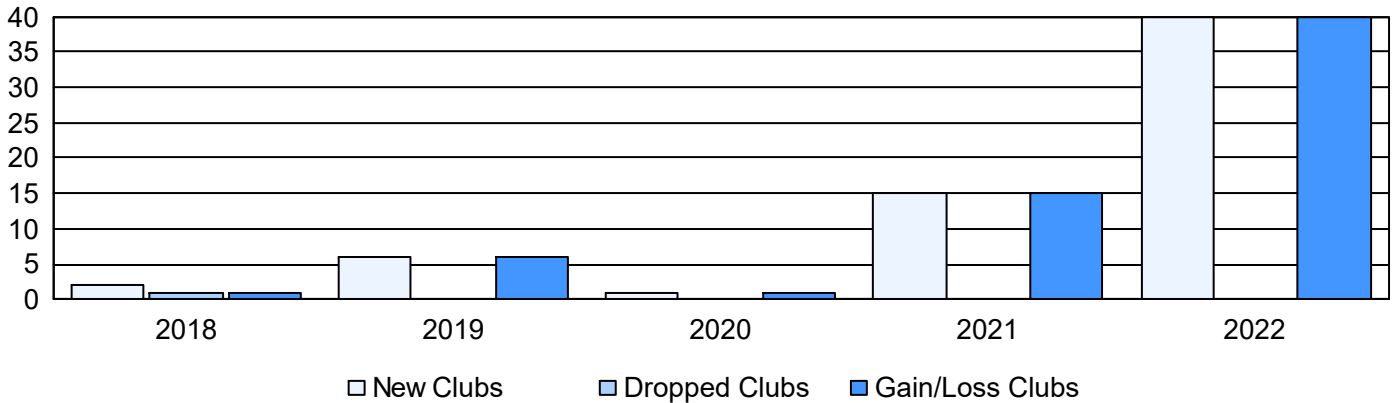
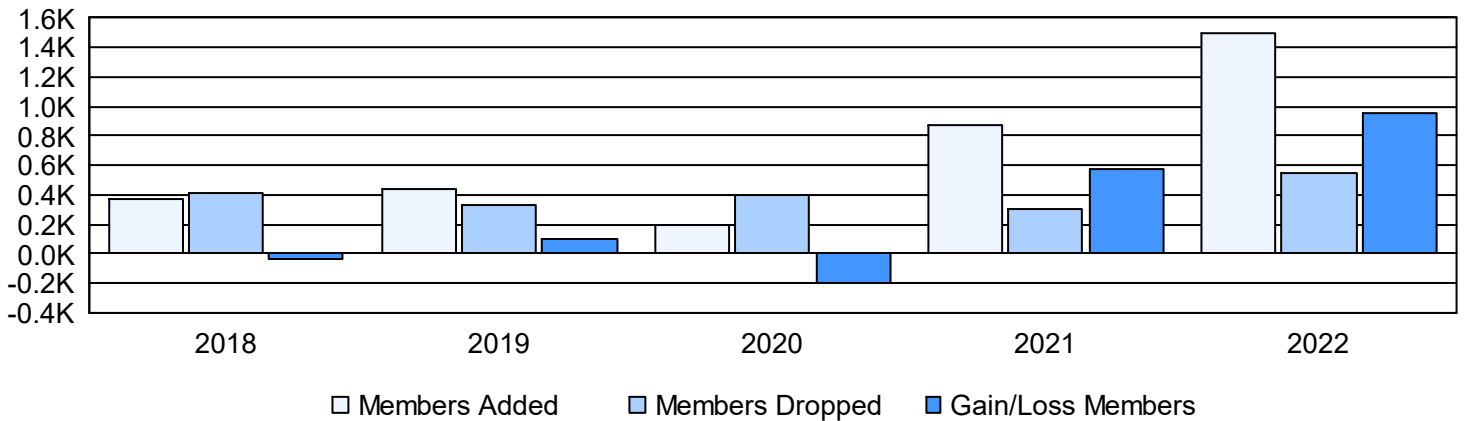


Year	New Clubs	Dropped Clubs	Gain/ Loss Clubs	New Members	Charter Members	Reinstate Members	Transfer Members	Total Member Added	Total Members Dropped	Gain/ Loss Members
2017-2018	2	1	1	316	53	4	0	373	414	-41
2018-2019	6	0	6	205	202	29	0	436	332	104
2019-2020	1	0	1	153	29	11	0	193	398	-205
2020-2021	15	0	15	434	393	50	0	877	300	577
2021-2022	40	0	40	509	955	32	6	1,502	546	956
<b>Average</b>	<b>13</b>	<b>0</b>	<b>13</b>	<b>323</b>	<b>326</b>	<b>25</b>	<b>1</b>	<b>676</b>	<b>398</b>	<b>278</b>

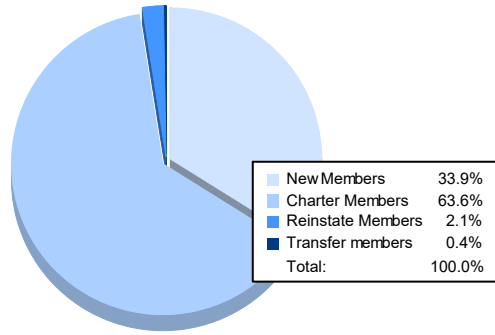
### Clubs



### Members



### Membership Composition June 2022 Cumulative



### Gender Composition June 2022 Cumulative

